


Pop the light cover off.




Remove the two gold screws on each side of the fixture.




There are two small clips at the front of the light to pop off, then the light fixture comes down.



Remove the electrical connector




Take the fixture inside and remove the two gold screws holding the white thing down




This is what mine looked like. It kinda worked when it wanted to.



Remove the slide switch but BE CAREFUL, it's easy to lose the little ball bearing detent balls.



I cleaned mine up with a brass brush in my Dremel at the lowest speed.



Works great now.

