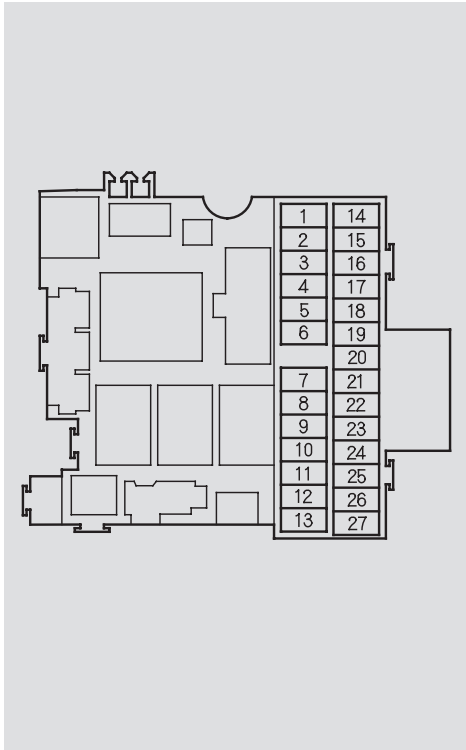


Fuse Locations

INTERIOR FUSE BOX



No.	Amps.	Circuits Protected
1	7.5 A	Windshield Wiper, Auto Stop Signal
2	15 A	Washer Motor
3	–	Not used
4	–	Not used
5	10 A	Accessory Socket
6	20 A	Windshield Wiper
7	7.5 A	Turn signal Light
8	15 A	ACG
9	7.5 A	Instrument Light, Backup Lights
10	15 A	Ignition Coil
11	7.5 A	Engine Start
12	15 A	Fuel Pump, SRS
13	10 A	SRS


No.	Amps.	Circuits Protected
14	10 A	Daytime Running Lights*
15	10 A	Keyless Entry
16	7.5 A	Back-up
17	7.5 A	Interior Light
18	10 A	Small Lights
19	15 A	Radio
20	7.5 A	Starter Signal
21	7.5 A	Heater Control, Cooling Fan Relay
22	7.5 A	Power Mirrors
23	20 A	Right Power Window
24	20 A	Left Power Window
25	–	Not used
26	–	Not used
27	–	Not used

* : Canadian Model

CONTINUED

Fuse Locations

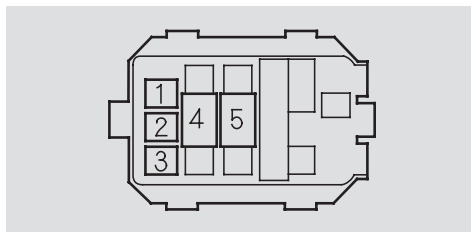
UNDER-HOOD FUSE BOXES (PRIMARY FUSE BOX)



No.	Amps.	Circuits Protected
1	—	Lighting 1 Relay
2	—	Lighting 2 Relay
3	—	Horn Relay
4	40 A	Power Window Motor
5	20 A	Right Roof Motor
6	—	Not used
7	30 A	Backup ACC
8	20 A	Left Roof Motor
9	40 A	Heater Motor
10	20 A	Condenser Fan
11	—	Not used
12	—	Condenser Fan Relay
13	—	Cooling Fan Relay

No.	Amps.	Circuits Protected
14	—	Magnetic Clutch Relay
15	20 A	Right Headlight
16	15 A	ACG S
17	10 A	Hazard Warning Lights
18	20 A	Cooling Fan
19	—	Not used
20	15 A	Stop
21	20 A	Left Headlight
22	20 A	ABS F/S
23	30 A	ABS Motor
24	100 A	Battery
25	40 A	IG1 Main

(AUXILIARY FUSE BOX)



No.	Amps.	Circuits Protected
1	20 A	Rear Window Defogger
2	—	Not used
3	—	Not used
4	70 A	EPS
5	60 A	Air Pump