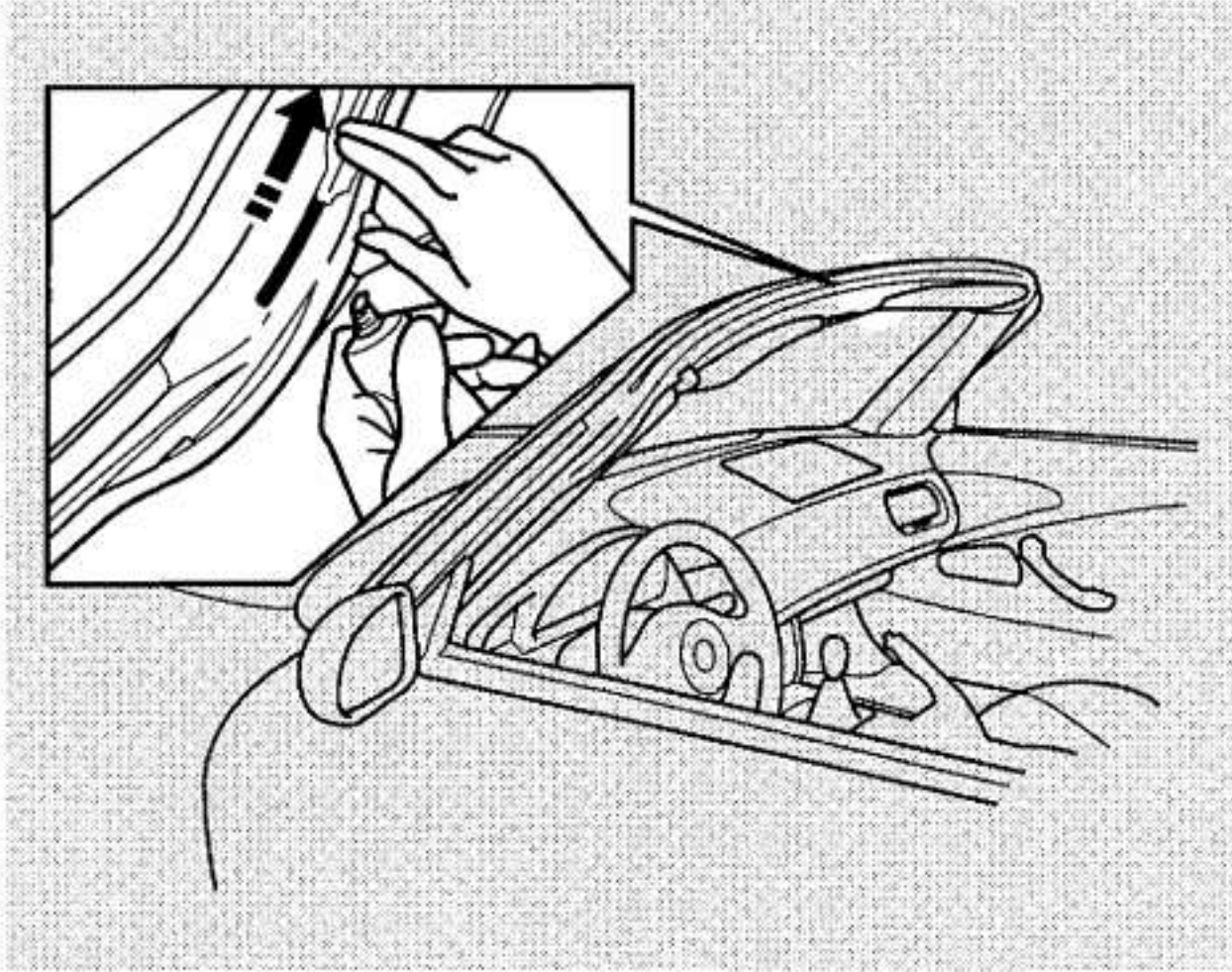


Convertible Top

Maintenance



Dust is the main cause of creaks or other sounds coming from the convertible top.


Regularly clean the body seals with glass cleaner and a soft cloth. Do not use a scraper or de-icing chemicals to remove frost, snow, or ice from the top or rear window.

THE GREAT SHIN ETSU

Every three to six months, depending on how often the top is folded, rub a thin film of Shin-Etsu Silicone grease (available from your Honda dealer, P/N 08798-9013) onto the seals wherever they touch the convertible top or each other.




To reduce the possibility of leaks:



- Use the door pull to open and close the door. Do not push or pull on the door glass.

- The convertible top seals are designed to promote the flow of water off the roof. Spraying high pressure water directly on the seals can distort them, causing a leak. Use only a low pressure water stream when using a hose, and avoid car washes.



- Do not lean or sit on an open door.